

Star Ferro and Cement Limited

Regd. Office : VIII : Lumshnong, P.O. Khaliehriat, Dist. East Jaintia Hills, Meghalaya-793 210 Phone : 03655-278215/16/18, Fax : 03655-278217
Email : info@starferrocement.co.in, Website : www.starferrocement.co.in. CIN : L27310ML2011PLC008564

Date: 3rd May, 2016

To
The Listing Department
National Stock Exchange of India Limited
"Exchange Plaza"
Bandra Kurla Complex, Bandra (E),
Mumbai - 400 051
Scrip Code: SFCL (NSE)

The Listing Department
BSE Limited
Phiroze Jeejeebhoy Tower
Dalal Street
Mumbai - 400001
Scrip Code: 536666 (BSE)


Dear Sir(s),

Sub: Submission of Audited financial results of the Company for the Fourth Quarter and the year ended 31st March, 2016


Further to our letter dated 22nd April, 2016, please note that as per recommendation made by the Audit Committee, the Board of Directors of the Company at their duly convened meeting held on today i.e., 3rd May, 2016 inter alia, has taken on record and approved the Audited financial results of the Company for the fourth quarter and the year ended 31st March, 2016. The Meeting of the Board of Directors of the Company commenced at 4.00 pm and concluded at 06.40 p.m.

A copy of the Audited financial results of the Company (both Standalone and Consolidated) for the fourth quarter and the year ended 31st March, 2016 alongwith Statutory Auditor's Reports as submitted by the Company's Statutory Auditors and Form A (both Standalone and Consolidated) as per Regulation 33(3)(d) of SEBI (Listing Obligations and Disclosure Requirements) Regulations, 2015 are enclosed for your information and record.

Thanking you,
For Star Ferro and Cement Limited


D. Thakurta
Company Secretary

Encl. as stated





Independent Auditor's Report

To the Board of Directors of Star Ferro and Cement Limited

Report on the statement of standalone financial results

We have audited the accompanying statement of standalone financial results of **Star Ferro and Cement Limited** ('the Company'), for the quarter and year ended 31 March 2016 ('the statement'), being submitted by the Company pursuant to the requirement of Regulation 33 of the Securities and Exchange Board of India (Listing Obligation and Disclosure Requirements) Regulation, 2015 ('SEBI Regulation 2015'). This statement, which is the responsibility of the Company's Management and approved by the board of directors, has been prepared on the basis of related standalone financial statement which is in accordance with the Accounting Standards prescribed under Section 133 of the Companies Act 2013 ('the Act'), as applicable and other accounting principles generally accepted in India. Our responsibility is to express an opinion on the Statement.

We conducted our audit in accordance with the Standards on Auditing specified under section 143(10) of the Act. Those Standards require that we comply with ethical requirements and plan and perform the audit to obtain reasonable assurance about whether the Statement is free from material misstatement.

An audit involves performing procedures to obtain audit evidence about the amounts and the disclosures in the Statement. The procedures selected depend on the auditor's judgment, including the assessment of the risks of material misstatement of the Statement, whether due to fraud or error. In making those risk assessments, the auditor considers internal financial control relevant to the Company's preparation of the Statement that give a true and fair view in order to design audit procedures that are appropriate in the circumstances. An audit also includes evaluating the appropriateness of the accounting policies used and the reasonableness of the accounting estimates made by the Company's Directors, as well as evaluating the overall presentation of the Statement.

We believe that the audit evidence we have obtained is sufficient and appropriate to provide a basis for our audit opinion on the Statement.

Opinion

In our opinion and to the best of our information and according to the explanations given to us, the Statement:

I. is presented in accordance with the requirements of the Regulation 33 of SEBI Regulation, 2015; and

II. gives true and fair view in conformity with the aforesaid, Accounting Standards and other accounting principles generally accepted in India of the net profit and other financial Information of the company for the quarter and year ended 31 March 2016.



KAILASH B. GOEL & CO.
CHARTERED ACCOUNTANTS




70 Ganesh Chandra Avenue, 1st Floor, Kolkata 700 013. Tele- Fax : 22151938 Email : kbgco@yahoo.co.in

The Statement includes results for the quarter ended 31 March 2016, being the balancing figure between audited figures in respect of the full financial year and the published year to date figures up to nine months ended 31 December 2015 of the current financial year which were subjected to limited review by us.

For KAILASH B. GOEL & CO.
Firm Registration No.322460E
Chartered Accountants

CA. Arun Kumar Sharma
Partner
Membership No. 57329

Place : Kolkata
Date : 3rd May, 2016





Independent Auditor's Report

To the Board of Directors of Star Ferro and Cement Limited

Report on the statement of consolidated financial results

We have audited the accompanying statement of consolidated financial results of **Star Ferro and Cement Limited** ('the Company') and its subsidiaries (the Company and its subsidiaries together referred to as 'the Group'), for the quarter and year ended 31 March 2016 ('the statement'), being submitted by the Company pursuant to the requirement of Regulation 33 of the Securities and Exchange Board of India (Listing Obligation and Disclosure Requirements) Regulation, 2015 ('SEBI Regulation 2015'). This Statement, which is the responsibility of the Company's Management and approved by the board of directors, has been prepared on the basis of related consolidated financial statement, which is in accordance with the Accounting Standards prescribed under Section 133 of the Companies Act, 2013 ('the Act'), as applicable and other accounting principles generally accepted in India. Our responsibility is to express an opinion on the Statement.

In our opinion and to the best of our information and according to the explanations given to us, these consolidated quarterly financial results as well as consolidated year to date financial results include results of the following entities:

| | |
|--|--------------------|
| - Cement Manufacturing Company Limited | Ownership – 70.48% |
| - Megha Technical & Engineers Pvt. Ltd | Ownership – 70.48% |
| - Star Cement Meghalaya Ltd | Ownership – 70.48% |
| - Meghalaya Power Ltd. | Ownership – 35.94% |

We conducted our audit in accordance with the Standards on Auditing specified under section 143(10) of the Act. Those Standards require that we comply with ethical requirements and plan and perform the audit to obtain reasonable assurance about whether the Statement is free from material misstatement.

An audit involves performing procedures to obtain audit evidence about the amounts and the disclosures in the Statement. The procedures selected depend on the auditor's judgment, including the assessment of the risks of material misstatement of the Statement, whether due to fraud or error. In making those risk assessments, the auditor considers internal financial control relevant to the Company's preparation of the Statement that gives a true and fair view in order to design audit procedures that are appropriate in the circumstances. An audit also includes evaluating the appropriateness of the accounting policies used and the reasonableness of the accounting estimates made by the Company's Directors, as well as evaluating the overall presentation of the Statement.

We believe that the audit evidence we have obtained is sufficient and appropriate to provide a basis for our audit opinion on the Statement.



KAILASH B. GOEL & CO.
CHARTERED ACCOUNTANTS



70 Ganesh Chandra Avenue, 1st Floor, Kolkata 700 013. Tele- Fax : 22151938 Email : kbgco@yahoo.co.in

We did not audit the financial statements of a subsidiary (NE Hills Hydro Limited) included in the consolidated financial results, whose financial statement reflect total assets of Rs. 7.33 Lakhs as at 31 March 2016. These financial statements have been audited by the other auditors, whose reports have been furnished to us by the management and our opinion on the Statement, in so far as it relates to the amounts and disclosures included in respect of this subsidiary is based solely on the reports of the other auditor.

Our opinion is not qualified in respect of these matters.

Opinion

In our opinion and to the best of our information and according to the explanations given to us, the Statement:

I. is presented in accordance with the requirements of the Regulation 33 of SEBI Regulations, 2015; and

II. gives true and fair view in conformity with the aforesaid, Accounting Standards and other accounting principles generally accepted in India of the net profit and other financial Information of the Group for the quarter and year ended 31 March 2016.

The Statement includes results for the quarter ended 31 March 2016, being the balancing figure between audited figures in respect of the full financial year and the published year to date figures up to nine months ended 31 December 2015, of the current financial year which were subjected to limited review by us.

For KAILASH B. GOEL & CO.
Firm Registration No.322460E
Chartered Accountants

CA. Arun Kumar Sharma
Partner
Membership No. 57329


Place : Kolkata
Date : 3rd May, 2016



(₹ in Lacs)


Statement of Audited Financial Results for the Quarter and Year ended 31st March, 2016

| Sl. No. | Particulars | CONSOLIDATED | | | | | | | | | | |
|---------|---|----------------------------------|------------------------------------|----------------------------------|------------------------------------|----------------------------------|-------------------------------|-------------------------------|----------------------------------|----------------------------------|-------------------------------|--------------------|
| | | Quarter ended 31.03.2016 Audited | Quarter ended 31.12.2015 Unaudited | Quarter ended 31.03.2016 Audited | Quarter ended 31.12.2015 Unaudited | Quarter ended 31.03.2015 Audited | Year ended 31.03.2016 Audited | Year ended 31.03.2015 Audited | Quarter ended 31.03.2016 Audited | Quarter ended 31.03.2015 Audited | Year ended 31.03.2015 Audited | |
| 1 | (a) Net Sales/Income from Operations (Net of Excise Duty) | - | - | 56,164.50 | 42,824.02 | 50,529.77 | 1,70,947.03 | 1,42,696.41 | - | - | 1,70,947.03 | 1,42,696.41 |
| | (b) Other Operating Income | - | - | 154.36 | 50.79 | 165.16 | 555.91 | 346.37 | - | - | 555.91 | 346.37 |
| | Total Income from Operations (Net) | - | - | 56,318.86 | 42,874.81 | 50,694.93 | 1,71,502.94 | 1,43,042.78 | - | - | 1,71,502.94 | 1,43,042.78 |
| 2 | Expenses | - | - | - | - | - | - | - | - | - | - | - |
| | a. Cost of Materials consumed | - | - | 7,687.77 | 4,655.78 | 3,800.35 | 20,620.81 | 16,791.04 | - | - | 20,620.81 | 16,791.04 |
| | b. Purchase of traded goods | - | - | 5,860.79 | 4,127.25 | 3,843.77 | 15,948.63 | 4,971.92 | - | - | 15,948.63 | 4,971.92 |
| | c. Changes in Inventories of finished goods, work-in-progress and stock-in-trade | - | - | 1,304.84 | 800.13 | 3,099.43 | (2,018.39) | 1,192.42 | - | - | (2,018.39) | 1,192.42 |
| | d. Employee benefit expense | 8.69 | 24.82 | 2,706.20 | 2,777.30 | 2,265.09 | 10,844.61 | 9,127.90 | - | - | 10,844.61 | 9,127.90 |
| | e. Depreciation and amortisation expense | 7.09 | 19.06 | 4,395.17 | 4,300.91 | 5,997.55 | 17,149.21 | 22,374.29 | - | - | 17,149.21 | 22,374.29 |
| | f. Other expenses | 15.78 | 43.88 | 26,088.46 | 21,342.60 | 22,210.83 | 86,318.09 | 67,452.97 | - | - | 86,318.09 | 67,452.97 |
| | Total expenses | (15.78) | (43.88) | (43.88) | (73.44) | (73.44) | (138.65) | (138.65) | (138.65) | (138.65) | 41,217.02 | 1,48,862.94 |
| 3 | Profit from Operations, before other income, finance costs and exceptional items (1-2) | (15.78) | (43.88) | (149.45) | (138.65) | (138.65) | 4,870.84 | 21,132.24 | 9,477.91 | 22,640.00 | 22,640.00 | 21,132.24 |
| 4 | Other Income | 1.26 | 1.70 | 2,375.38 | 0.10 | 24.64 | 127.04 | 78.23 | - | - | 142.04 | 78.23 |
| 5 | Profit from ordinary activities before finance costs and exceptional items (3+4) | (14.52) | (42.18) | 2,225.93 | (138.55) | (138.55) | 4,997.88 | 21,210.47 | 9,384.73 | 22,782.03 | 22,782.03 | 21,210.47 |
| 6 | Finance costs | 0.00 | 0.00 | 0.01 | 0.03 | 2,161.25 | 1,988.73 | 8,738.47 | - | - | 2,005.40 | 8,738.47 |
| 7 | Profit from ordinary activities after finance costs but before exceptional items (5-6) | (14.52) | (42.18) | 2,225.92 | (138.58) | 6,139.01 | 3,009.15 | 12,472.00 | 7,379.33 | 14,445.26 | 14,445.26 | 12,472.00 |
| 8 | Exceptional items | - | - | (21.83) | (47.94) | 26.81 | (53.14) | 1.83 | - | - | (53.14) | 1.83 |
| 9 | Profit/(Loss) from ordinary activities before tax (7+8) | (14.52) | (42.18) | 2,225.92 | (138.58) | 6,117.19 | 2,961.21 | 12,473.83 | 7,406.14 | 14,392.13 | 14,392.13 | 12,473.83 |
| 10 | Tax expense | (44.56) | - | (44.56) | - | 258.63 | 81.69 | 480.13 | - | - | (188.75) | 480.13 |
| 11 | Net Profit/(Loss) from ordinary activities after tax (9-10) | 30.04 | (47.18) | 2,270.48 | (138.58) | 5,858.56 | 2,879.52 | 11,993.70 | 7,594.89 | 13,841.06 | 13,841.06 | 11,993.70 |
| 12 | Extraordinary items | - | - | - | - | - | - | - | - | - | - | - |
| 13 | Net Profit/(Loss) for the period (11-12) | 30.04 | (47.18) | 2,270.48 | (138.58) | 5,858.56 | 2,879.52 | 11,993.70 | 7,594.89 | 13,841.06 | 13,841.06 | 11,993.70 |
| 14 | Share of profit/(loss) of associates | - | - | - | - | - | - | - | - | - | - | - |



Statement of Audited Financial Results for the Quarter and Year ended 31st March, 2016

| Sl. No. | Particulars | STANDALONE | | | | | | CONSOLIDATED | | | |
|---------|---|----------------------------------|------------------------------------|----------------------------------|-------------------------------|-------------------------------|----------------------------------|------------------------------------|----------------------------------|-------------------------------|-------------------------------|
| | | Quarter ended 31.03.2016 Audited | Quarter ended 31.12.2015 Unaudited | Quarter ended 31.03.2015 Audited | Year ended 31.03.2016 Audited | Year ended 31.03.2015 Audited | Quarter ended 31.03.2016 Audited | Quarter ended 31.12.2015 Unaudited | Quarter ended 31.03.2015 Audited | Year ended 31.03.2016 Audited | Year ended 31.03.2015 Audited |
| 15 | Minority interest | - | - | - | - | - | 1,883.25 | 1,023.96 | 2,096.22 | 4,643.59 | 3,650.03 |
| 16 | Net Profit/(Loss) after taxes, minority interest and shares of profit/(loss) of associates (13-14-15) | 30.04 | (42.18) | (73.69) | 2,270.48 | (138.58) | 3,975.31 | 1,855.56 | 5,498.67 | 9,197.48 | 8,343.67 |
| 17 | Paid up Equity Share Capital (Face Value of ₹ 1/- each) | 2,221.73 | 2,221.73 | 2,221.73 | 2,221.73 | 2,221.73 | 2,221.73 | 2,221.73 | 2,221.73 | 2,221.73 | 2,221.73 |
| 18 | Reserves excluding Revaluation Reserves | 834.89 | 804.85 | 786.14 | 834.89 | 786.14 | 72,755.72 | 68,780.42 | 65,779.97 | 72,755.72 | 65,779.97 |
| 19 | Earnings Per Share (EPS) - (not annualised) ₹ | | | | | | | | | | |
| | - Basic | 0.01 | (0.02) | (0.03) | 1.02 | (0.06) | 1.79 | 0.84 | 2.47 | 4.13 | 3.76 |
| | - Diluted | 0.01 | (0.02) | (0.03) | 1.02 | (0.06) | 1.79 | 0.84 | 2.47 | 4.13 | 3.76 |
| | Face Value of Shares ₹ 1/- | | | | | | | | | | |



STAR FERRO AND CEMENT LIMITED
Statement of Segment Revenue, Results and Capital Employed for the Quarter and Year ended 31st March, 2016

(₹ in Lacs)

| Sl. No. | Particulars | CONSOLIDATED | | | | |
|----------|--|----------------------------------|------------------------------------|----------------------------------|-------------------------------|-------------------------------|
| | | Quarter ended 31.03.2016 Audited | Quarter ended 31.12.2015 Unaudited | Quarter ended 31.03.2015 Audited | Year ended 31.03.2016 Audited | Year ended 31.03.2015 Audited |
| 1 | Segment Revenue (Net) | | | | | |
| | (a) Power : | | | | | |
| | External Sales Revenue | - | 0.20 | 507.30 | 17.26 | 575.39 |
| | Inter Segment Revenue | 2,156.55 | 2440.34 | 2,561.36 | 10,460.75 | 9,190.51 |
| | (b) Cement | 56,164.50 | 42,823.82 | 50,022.46 | 1,70,929.77 | 1,42,121.02 |
| | Total Segment Revenue | 58,321.05 | 45,264.36 | 53,091.12 | 1,81,407.78 | 1,51,886.92 |
| | Less : Inter Segment Revenue | 2,156.55 | 2,440.34 | 2,561.36 | 10,460.75 | 9,190.51 |
| | Net Sales/Income from Operations | 56,164.50 | 42,824.02 | 50,529.76 | 1,70,947.03 | 1,42,696.41 |
| 2 | Segment Results (Profit/(Loss) Before Tax & Finance Cost) | | | | | |
| | (a) Power | 681.38 | 482.91 | (131.27) | 2,404.21 | 1,685.59 |
| | (b) Cement | 7,486.17 | 4,259.87 | 9,072.82 | 19,988.34 | 19,083.82 |
| | Total | 8,167.56 | 4,742.78 | 8,941.55 | 22,392.55 | 20,769.41 |
| | Less : Finance Costs | 2,161.25 | 1,988.73 | 2,005.40 | 8,336.77 | 8,738.47 |
| | Add : Unallocable (Expenses)/Income net of unallocable Income/expenses | 110.88 | 207.16 | 469.99 | 336.34 | 442.88 |
| | Total Profit/(Loss) Before Tax | 6,117.19 | 2,961.21 | 7,406.14 | 14,392.13 | 12,473.82 |
| 3 | Capital Employed (Segment Assets less Segment Liabilities) | | | | | |
| | (a) Power | 12,902.17 | 12,082.23 | 11,087.88 | 12,902.17 | 11,087.88 |
| | (b) Cement | 96,661.71 | 90,977.51 | 86,374.71 | 96,661.71 | 86,374.71 |
| | (c) Unallocated | 1,375.89 | 2,021.49 | 2,847.77 | 1,375.89 | 2,847.77 |
| | Total | 1,10,939.77 | 1,05,081.23 | 1,00,310.36 | 1,10,939.77 | 1,00,310.36 |

NOTES TO STANDALONE FINANCIAL RESULTS:

- The above result has been reviewed by Audit Committee and approved by the Board of Directors at their respective meetings held on 3rd May, 2016.
- The figures for the quarter ended 31st March, 2016 are the balancing figures being difference between the audited figures in respect of Financial year ended 31st March, 2016 and nine months ended unaudited figures upto 31st December, 2015 which were subject to Limited review.
- The Company does not have any reportable segment in accordance with the principle outlined in Accounting Standard (AS 17), "Segment Reporting". Therefore, there is no reportable segment and accordingly quarterly reporting of segment wise results under Regulation 33 of the SEBI (Listing Obligations and Disclosure Requirements) Regulations, 2015 is not published.
- Figures of the previous period have been regrouped and reclassified to confirm to the classification of current period, wherever necessary.

NOTES TO CONSOLIDATED FINANCIAL RESULTS:

- The above result has been reviewed by Audit Committee and approved by the Board of Directors at their respective meetings held on 3rd May, 2016.
- The figures for the quarter ended 31st March, 2016 are the balancing figures being difference between the audited figures in respect of Financial year ended 31st March, 2016 and nine months ended unaudited figures upto 31st December, 2015 which were subject to Limited review.
- The consolidated results include results of its subsidiaries Cement Manufacturing Company Limited (CMCL), Star Cement Meghalaya Limited (SCML), Megha Technical & Engineers Private Limited (MTEPL), Meghalaya Power Limited (MPL) and NE Hills Hydro Ltd. (NEHL).
- Ministry of Corporate Affairs (MCA) vide notification dated 29th August, 2014 has amended Schedule II to the Companies Act, 2013 requiring mandatory componentization of fixed assets for financial statements in respect of financial years commencing on or after 1st April, 2015. During the year, the company has undertaken the Componentization of fixed assets w.e.f. 1st April, 2015 on the basis of technical evaluation and useful life thereof. Consequent to the same, the Depreciation expenses is higher by ₹ 26.22 Lacs and profit before tax is lower by ₹ 26.22 lacs for the year ended 31st March, 2016.
- In line with the Notification dated 29th December, 2011 issued by the Ministry of Corporate Affairs, the subsidiaries viz. CMCL, SCML and MPL have availed the option given in paragraph 46A of the Accounting Standard 11 (AS - 11) - "The Effects of Changes in Foreign Exchange Rates". Accordingly, they have, with effect from 1st April, 2013, depreciated the foreign exchange (gain)/ loss arising on revaluation on long term foreign currency monetary items, in so far as they relate to the acquisition of depreciable capital assets over the balance useful life of such assets. The depreciated portion of net foreign exchange (gain)/loss on such long term foreign currency monetary items for the year ended 31st March, 2016 is ₹ 691.69 Lacs (PY ₹ 713.90 Lacs). The unamortized portion carried forward as at 31st March, 2016 is ₹ 4,948.40 Lacs (as at 31st March, 2015 was ₹ 4,170.02 Lacs).
- Figures of the previous period have been regrouped and reclassified to confirm to the classification of current period, wherever necessary.

Date: 3rd May, 2016
Place: Kolkata



By order of the Board
For Star Ferro and Cement Limited
Sajjan Bhajanka
Sajjan Bhajanka
Chairman

STAR FERRO AND CEMENT LIMITED
 Regd. Office : Vill.: Lumshnong, PO: Khaliéhriat, Distt. East Jaintia Hills, Meghalaya - 793210









| STATEMENT OF ASSETS & LIABILITIES | | | | | |
|-----------------------------------|---------------------------------------|------------------|------------------|--------------------|--------------------|
| ₹ In Lacs | | | | | |
| Sl. No. | Particulars | Standalone | | Consolidated | |
| | | Audited | Audited | Audited | Audited |
| | | As at 31.03.2016 | As at 31.03.2015 | As at 31.03.2016 | As at 31.03.2015 |
| A | EQUITY AND LIABILITIES | | | | |
| 1 | Shareholders' Fund | | | | |
| | Share Capital | 2,221.73 | 2,221.73 | 2,221.73 | 2,221.73 |
| | Reserves and Surplus | 834.89 | 786.14 | 72,755.72 | 65,779.97 |
| | | 3,056.62 | 3,007.87 | 74,977.45 | 68,001.70 |
| 2 | Minority Interest | - | - | 35,962.33 | 32,308.66 |
| 3 | Non-Current Liabilities | | | | |
| | Long Term Borrowings | - | - | 38,433.05 | 50,247.33 |
| | Deferred tax Liabilities (Net) | - | - | 1,124.01 | 866.08 |
| | Other Long Term Liabilities | - | - | 9,318.89 | 8,362.35 |
| | Long Term Provisions | 10.50 | 6.06 | 278.25 | 228.82 |
| | | 10.50 | 6.06 | 49,154.20 | 59,704.58 |
| 4 | Current Liabilities | | | | |
| | Short Term Borrowings | - | - | 36,474.61 | 18,928.83 |
| | Trade Payable | - | - | 14,038.73 | 7,701.83 |
| | Other Current Liabilities | 7.88 | 17.36 | 35,909.62 | 31,646.30 |
| | Short Term Provisions | 0.42 | 0.27 | 148.52 | 754.86 |
| | | 8.31 | 17.63 | 86,571.48 | 59,031.82 |
| | TOTAL EQUITY & LAIBILITIES | 3,075.43 | 3,031.56 | 2,46,665.46 | 2,19,046.76 |
| B | ASSETS | | | | |
| 1 | Non Current Assets | | | | |
| | Net Fixed Assets | - | - | 91,913.58 | 1,02,796.80 |
| | Capital Work in Progress | - | - | 4,897.05 | 4,097.18 |
| | Non Current Investments | 2,954.75 | 2,954.75 | 152.86 | 152.86 |
| | Deferred Tax Assets (Net) | 44.56 | - | - | - |
| | Long Term Loans and advances | - | - | 43,597.10 | 39,675.30 |
| | Other Non Current Assets | - | - | 54.86 | 44.91 |
| | | 2,999.31 | 2,954.75 | 1,40,615.44 | 1,46,767.05 |
| 2 | Current Assets | | | | |
| | Inventories | - | - | 20,916.41 | 10,914.48 |
| | Trade Receivable | - | - | 44,880.17 | 30,980.41 |
| | Cash and Cash Equivalents | 72.02 | 5.94 | 2,451.25 | 2,036.79 |
| | Short Term Loans and advances | 0.84 | 70.87 | 37,802.19 | 28,348.04 |
| | Other Current Assets | 3.26 | - | - | - |
| | | 76.12 | 76.81 | 1,06,050.02 | 72,279.72 |
| | TOTAL ASSETS | 3,075.43 | 3,031.56 | 2,46,665.46 | 2,19,046.76 |

Note: Other Current Liabilities include ₹ 19,071.94 Lacs (As on March 31,2015 ₹ 18,870.57 Lacs) towards current year maturities of long term debt.









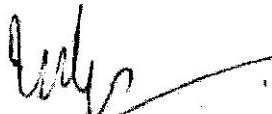

FORM A
(For Audit Report with Unmodified Opinion)

Pursuant to Regulation 33 of SEBI (Listing Obligations and Disclosure Requirements) Regulations, 2015

| | | |
|----|---|---|
| 1. | Name of the Company | Star Ferro & Cement Limited |
| 2. | Annual Standalone Financial Statements for the year ended | 31st March, 2016 |
| 3. | Type of Audit Observations | Un-modified |
| 4. | Frequency of observations | Not Applicable |
| 5. | To be signed by- | |
| | ▪ Chief Executive Officer |  Sanjay Kumar Gupta Chief Executive Officer  |
| | ▪ Chief Financial Officer |  Dilip Kumar Agarwal Chief Financial Officer  |
| | ▪ Auditor of the Company | For Kailash B. Goel & Co. Chartered Accountants Firm Registration No. 322460E   |
| | ▪ Audit Committee Chairman | CA Arun Kumar Sharma (Partner) (Membership No. 57329)  Mangilal Jain Chairman, Audit Committee  |

FORM A
(For Audit Report with Unmodified Opinion)

Pursuant to Regulation 33 of SEBI (Listing Obligations and Disclosure Requirements) Regulations, 2015

| | | |
|----|---|---|
| 1. | Name of the Company | Star Ferro & Cement Limited |
| 2. | Annual Consolidated Financial Statements for the year ended | 31st March, 2016 |
| 3. | Type of Audit Observations | Un-modified |
| 4. | Frequency of observations | Not Applicable |
| 5. | To be signed by- | |
| | • Chief Executive Officer |  Sanjay Kumar Gupta Chief Executive Officer  |
| | • Chief Financial Officer |  Dilip Kumar Agarwal Chief Financial Officer  |
| | • Auditor of the Company | For Kailash B. Goel & Co. Chartered Accountants Firm Registration No. 322460E  CA Arun Kumar Sharma (Partner) (Membership No. 57329)  |
| | • Audit Committee Chairman |  Mangilal Jain Chairman, Audit Committee  |